

PLF obrazac Grčka

(trenutna situacija na dan 19.04.2021.)

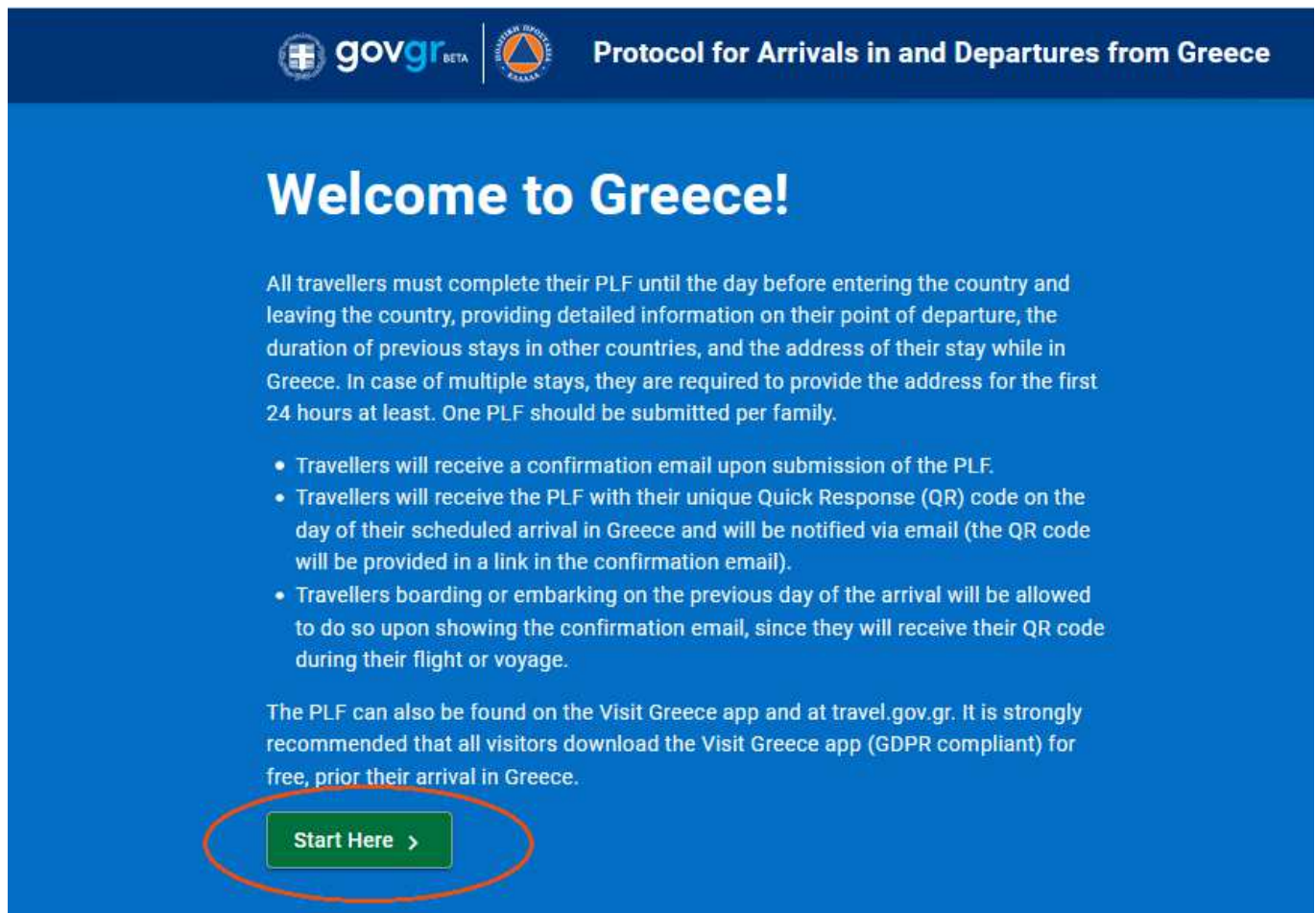
Poštovani,



Uslov ulaska svih lica na teritoriju Republike Grčke. Svi putnici su dužni da od 19.04.2021. godine, popune PLF obrazac (Passenger Location Form), najmanje 24h pre ulaska u Grčkoj i na taj način pruže sve detaljne informacije o mestu i datumu svog boravka i tačnoj adresi boravka u Grčkoj, u skladu sa merama suzbijanja širenja korona virusa. Ulazak u Republiku Grčku državljanima Republike Srbije biće moguć avionom ili preko dva drumska prelaza između Grčke i Bugarske – Promahonas, Evzoni i Nimfea (svakog dana 7-23h).

PLF obrazac se nalazi na linku: <https://travel.gov.gr>

Za popunjavanje PLF obrasca **NEMOJTE** koristiti slova ć,č,ž već koristite c,z

Nakon klika na link, otvoriće vam se sledeća stranica:



  **Protocol for Arrivals in and Departures from Greece**

Welcome to Greece!

All travellers must complete their PLF until the day before entering the country and leaving the country, providing detailed information on their point of departure, the duration of previous stays in other countries, and the address of their stay while in Greece. In case of multiple stays, they are required to provide the address for the first 24 hours at least. One PLF should be submitted per family.

- Travellers will receive a confirmation email upon submission of the PLF.
- Travellers will receive the PLF with their unique Quick Response (QR) code on the day of their scheduled arrival in Greece and will be notified via email (the QR code will be provided in a link in the confirmation email).
- Travellers boarding or embarking on the previous day of the arrival will be allowed to do so upon showing the confirmation email, since they will receive their QR code during their flight or voyage.

The PLF can also be found on the Visit Greece app and at travel.gov.gr. It is strongly recommended that all visitors download the Visit Greece app (GDPR compliant) for free, prior their arrival in Greece.

[Start Here >](#)

Klikom na zeleno dugme “Start Here” započinjete prijavu.

Otvoriće Vam se sledeća stranica gde je potrebno uneti email adresu i šifru. Ukoliko se niste do sada prijavljivali za PLF obrazac, kliknite na dugme **REGISTER**.

[Back](#)

Passenger Locator Form (PLF)

Login

Email

Password

1. [Register](#) | [Reset Password](#)

Zatim popunite tražene podatke.

[Back](#)

Passenger Locator Form (PLF)

Register

Email

1. UNETI SVOJU E-MAIL ADRESU

Password

2. UNETI ŽELJENU ŠIFRU

Confirm Password

3. PONOVO UKUCATI IZABRANU ŠIFRU**4.**

[◀ Back](#)

Passenger Locator Form (PLF)

Login

Email

Password

[Register](#) | [Reset Password](#)

Na mail, koji ste uneli, stići će Vam potvrda koju je potrebno verifikovati kako biste potvrdili registraciju. Nakon verifikacije, vratite se na početnu stranu i unesite mail adresu i šifru.

[◀ Back](#)

Passenger Locator Form (PLF)

Login

Email

Password

[Register](#) | [Reset Password](#)

Pratite svaki naredni korak, čekirajte navedena polja i potvrdite.

[← Back](#)

Passenger Locator Form (PLF) – Please fill this form in English

Before you begin

1. I have read the [protocol](#).
 I will fill out and submit the form completely, correctly, and truthfully.
 I will submit only one PLF form for my family / household.

By inserting your data hereunder you acknowledge that such data will be processed in order to protect public health against the COVID_19 pandemic (ar. 9 par. 2 i, Greek Law 4624/2019 ar. 22 par. 1 c). Furthermore, in case that your country of origin/ domicile is outside EEA and there is no adequacy decision, your personal data must be transferred to your Embassy or consulate according to ar. 49 par. 1 d of GDPR.

2.

Sledeći korak:

[← Back](#)

Passenger Locator Form (PLF) – Please fill this form in English

Travel Direction

1. I am coming to Greece
 I am leaving Greece (applicable only for Greek citizens and permanent residents)

2.

U narednom koraku izaberite prevozno sredstvo kojim dolazite u Grčku (kopnom (autobus/voz/automobil), avionom, kruzerom, trajektom)

[← Back](#)

Passenger Locator Form (PLF) – Please fill this form in English

Transportation Type

Please select how you will be travelling

1. **Ground (Bus / Train / Car)**

Aircraft

Cruise Ship

Ferry Ship

2.

Zatim izaberite konkretno prevozno sredstvo (autobus, voz ili automobil).

[← Back](#)

Passenger Locator Form (PLF) – Please fill this form in English

Ground Transportation Type

Please select which ground transport will you be using

1. **Bus** **AUTOBUS**

Train **VOZ**

Car **AUTOMOBIL**

2.

Ukoliko putujete autobusom, potrebno je u prvom polju uneti registarski broj autobusa (nije obavezno), u drugom polju unesite ime prevoznika ili agencije sa kojom putujete, a u trećem polju je potrebno uneti broj sedišta u autobusu (nije obavezno). U četvrtom polju unesite **DATUM ULASKA** u Grčku. Ukoliko niste sigurni oko tačnog datuma ulaska, konsultujte se sa agencijom gde ste uplatili aranžman. U narednom polju izaberite mesto ulaska u Grčku. Za sada (na dan 30.04.2021.) je dostupan samo granični prelaz PROMAHONAS, ali se očekuje otvaranje i drugih graničnih prelaza tokom leta.

[← Back](#)

Passenger Locator Form (PLF) – Please fill this form in English

Ground Transportation Type

Please select which ground transport will you be using

1. Bus
- Train
- Car

Please fill in the information with regards to your transportation

Plate Number (Optional)

2. UNETI REGISTARSKE TABLICE AUTOBUSA (OPCIONO)

Carrier

3. UNETI IME PREVOZNIKA

Seat Number (Optional)

4. UNETI BROJ SEDIŠTA U AUTOBUSU (OPCIONO)

Date of travel / entrance in the country

5. UNETI DATUM ULASKA U GRČKU

Point of entry in the country

6. Select Entry Point PROMACHONAS ILI EVZONI

* The points of entry / exit marked with a star are open to Greek citizens, holders of a residence permit or permanent residents of Greece, trucks carrying international cargo, persons entering for absolutely necessary professional travel (which needs to be properly documented). Additionally:

- The points of entry / exit at Kakavia and Kristallopigi are open to holders of a Special Expatriate Identity Card.
- The point of entry / exit at Evzonoï is open to ambulances transporting EU or EULEX diplomatic, military or administrative personnel or their family members to hospitals in Thessaloniki.

7.

Ukoliko putujete automobilom, izaberite opciju za automobil (Car), zatim unesite registarski broj vozila, unesite datum ulaska u Grčku. Ukoliko niste sigurni oko tačnog datuma ulaska, konsultujte se sa agencijom gde ste uplatili aranžman. U narednom polju izaberite mesto ulaska u Grčku. Za sada (na dan 30.04.2021.) je dostupan samo granični prelaz PROMAHONAS, ali se očekuje otvaranje i drugih graničnih prelaza tokom leta.

[← Back](#)

Passenger Locator Form (PLF) – Please fill this form in English

Ground Transportation Type

Please select which ground transport will you be using.

Bus

Train

1.

Car

Please fill in the information with regards to your transportation

Plate Number

2.

UNETI REGISTRARSKI BROJ VOZILA KOJIM PUTUJETE

OVO OBELEŽITI UKOLIKO STE PROFESIONALNI VOZAČ (KAMIONA, AUTOBUSA...)

I hereby certify that I am a professional driver (e.g. truck driver) in order to be exempt from the 24 hour PLF submission rule.

Date of travel / entrance in the country

3.

UNETI DATUM ULASKA U GRČKU

Point of entry in the country

4.

Select Entry Point PROMACHONAS ILI EVZONI

* The points of entry / exit marked with a star are open to Greek citizens, holders of a residence permit or permanent residents of Greece, trucks carrying international cargo, persons entering for absolutely necessary professional travel (which needs to be properly documented). Additionally:

- The points of entry / exit at Kakavia and Kristallopigi are open to holders of a Special Expatriate Identity Card.
- The point of entry / exit at Evzonoi is open to ambulances transporting EU or EULEX diplomatic, military or administrative personnel or their family members to hospitals in Thessaloniki.

5.

Continue

Sledeći korak zahteva da unesete lične podatke putnika. Uneti Prezime, Ime, srednje slovo (ukoliko je potrebno), zatim izaberete pol, unesite broj godina, dokument sa kojim putujete (pasos i broj pasosa), aktivan broj telefona koji nosite sa sobom (za Srbiju u formatu +381...), i brojeve telefona na koje takođe mogu da vas kontakiraju (nije obavezno), i email adresu, ukoliko nije automatski iskopirana.

[← Back](#)

Passenger Locator Form (PLF) – Please fill this form in English

Personal Information

Personal Information

Last (family) name

1. UNETI PREZIME

First (given) name

2. UNETI IME

Middle Initial (Optional)

3. U KOLIKO JE POTREBNO, UNETI SREDNJE SLOVO

4. Your Sex OBELEŽITI POL

- Male MUŠKI
- Female ŽENSKI
- Other DRUGO

Age

Enter your age

5. UNETI BROJ GODINA

DOKUMENT SA KOJIM PUTUJETE

ID Document Type

6. National ID
7. Passport IZABRATI PASOS, A ZATIM UNETI BROJ PASOSA

Phone number(s) where you can be reached if needed.

Mobile Phone Number

Enter a plus sign (+) followed by your country code and your phone number, e.g. +306989123456.

8. UNETI AKTIVAN BROJ TELEFONA KOJI NOSITE SA SOBOM U FORMATU +381....

Business Phone Number (Optional)

Enter a plus sign (+) followed by your country code and your phone number, e.g. +306989123456.

9. UNETI POSLOVNI BROJ TELEFONA (NIJE OBAVEZNO)

Home Phone Number (Optional)

Enter a plus sign (+) followed by your country code and your phone number, e.g. +306989123456.

10. UNETI FIXNI BROJ TELEFONA (NIJE OBAVEZNO)

Other Phone Number (Optional)

Enter a plus sign (+) followed by your country code and your phone number, e.g. +306989123456.

11. UNETI NEKI DRUGI BROJ TELEFONA UKOLIKO IMATE (NIJE OBAVEZNO)

Email Address

Enter your username/mailbox name followed by the @ symbol and the domain name, e.g. jsmith@example.com.

Please make sure you enter a valid email address in order to receive your PLF.

12. UNETI EMAIL ADRESU, UKOLIKO NIJE AUTOMATSKI ISKOPIRANA

13.

Continue

U sledećem koraku je potrebno dostaviti podatke o mestu prebivališta (iz lične karte). Unesete zemlju u kojoj živite, grad/mesto, poštanski broj (pre poštanskog broja ukucajte broj 0, npr za Beograd 011000, za Niš 018000 i sl...), adresu iz lične karte, broj zgrade/kuće, broj stana (nije obavezno), a zatim u polju 8. izaberite zemlju u koju ste putovali u prethodnih 14 dana - ukoliko niste putovanli nigde, ne popunjavati ovo polje.



Protocol for Arrivals in and Departures from Greece

[← Back](#)

Passenger Locator Form (PLF) – Please fill this form in English

Permanent Address

Please fill in the address of your permanent residence

Country

1. Select Country IZABRATI ZEMLJU U KOJOJ ŽIVITE

State / Province

2. Select State / Province OVDE NIŠTA NE DIRATI

City

3. UNETI MESTO SVOG PREBIVALIŠTA IZ LIČNE KARTE

ZIP / Postal Code

4. UNETI POŠTANSKI BROJ MESTA

Street

5. UNETI ADRESU (ULICU) NA KOJOJ ŽIVITE

Street Number

6. UNETI BROJ KUĆE/ZGRADE U KOJOJ ŽIVITE

Apartment Number / Cabin Number (Optional)

7. UNETI BROJ STANA (NIJE OBAVEZNO)

Previously Visited Country (Optional)

If in the 14 days prior to your arrival / departure you have stayed in a country (not transit) other than your permanent address, declare below the name of country.

8. Select Country IZABRATI ZEMLJU U KOJU STE PUTOVALI U PRETHODNIH 14 DANA, UKOLIKO NISTE NIGDE PUTOVALI, NIŠTA NE DIRATI

9.

Continue

Prilikom sledećeg koraka, dostavite podatke o mestu u kom ćete boraviti. U prvom polju izaberete državu Grčku, u drugom polju ne popunjavati ništa, u trećem polju upisati ime mesta u kom ćete boraviti, u polju 4 uneti poštanski broj mesta u kome boravite u Grčkoj (na kraju ovog uputstva su navedeni poštanski brojevi mesta u Grčkoj iz naše ponude sa tačnim poštanskim brojevima). U narednom (petom) polju izaberite opciju "hotel name" ukoliko odsedate u vilama ili hotelima. Zatim unesite ime hotela ili vile (iz ugovora/vaučera), unesite ulicu i broj vile/hotela, ako ne znate, unesite samo ime mesta gde se vila/hotel nalazi. U slučaju da letujete u više od jednog mesta, čekirajte polje broj 9. i unesite podatke i ostalih mesta u kojima boravite.

[← Back](#)

Passenger Locator Form (PLF) – Please fill this form in English

Temporary Address

Please list all the places you will be staying at during the 14 days following your arrival / departure (Permanent Address listed before is excluded).

Country

1. Select Country IZABRATI GRČKU

State / Province

2. Select State / Province NIŠTA NE UNOSITI

City

3. UNETI MESTO U KOJEM LETUJETE

ZIP / Postal Code

4. UNETI POŠTANSKI BROJ MESTA

Hotel name (if any)(Optional) 5.
 Cruise Ship Name

6. UNETI IME VILE ILI HOTELA GDE LETUJETE

Street

7. UNETI ULICU I BROJ OBJEKTA UKOLIKO POSTOJI, UKOLIKO NE POSTOJI, UNETI IME MESTA

Apartment Number / Cabin Number (Optional)

8. UNETI BROJ SOBE (NIJE OBAVEZNO)

Please check if there is a second temporary address. 9. UKOLIKO LETUJETE U VIŠE MESTA, ČEKIRATI OVO POLJE I UNETI SVE PODATKE DRUGOG MESTA KAO I U PRVOM SLUČAJU

10. **Continue**

Sledeći korak zahteva da dostavite kontakt osobu koja ne putuje sa vama, u slučaju nesrećnog slučaja. Dostavite Prezime, ime, zemlja i mesto u kojoj živi kontakt osoba, broj telefona osobe za kontakt (za Srbiju u formatu +381...), ostale telefone za kontakt (nije obavezno) i email adresu kontakt osobe.

[← Back](#)

Passenger Locator Form (PLF) – Please fill this form in English

Emergency Contact Information

Someone who can reach you during your trip.

Last (family) name

1. PREZIME KONTAKT OSOBE

First (given) name

2. IME KONTAKT OSOBE

Country

3. Select Country ZEMLJA U KOJOJ ŽIVI KONTAKT OSOBA

City

4. MESTO U KOME ŽIVI KONTAKT OSOBA

Mobile Phone Number

Enter a plus sign (+) followed by your country code and your phone number, e.g. +306999123456.

5. BROJ TELEFONA KONTAKT OSOBE U FORMATU +381...

Other Phone Number (Optional)

Enter a plus sign (+) followed by your country code and your phone number, e.g. +306999123456.

6. DRUGI BROJ TELEFONA KONTAKT OSOBE (NIJE OBAVEZNO)

Email Address

Enter your username/mailbox name followed by the @ symbol and the domain name, e.g. jsmith@example.com.

7. AKTIVNA EMAIL ADRESA KONTAKT OSOBE

8.

Continue

Sledeći korak zahteva da navedete sve osobe koje putuju sa Vama (osobe sa vaučera) koji su članovi Vaše porodice. U koliko putujete sa članovima porodice, pritiskom na dugme "add family member" dostavićete podatke svih putnika članova porodice. U koliko putujete sami, kliknite samo na dugme "continue".



govgr



Protocol for Arrivals in and Departures from Greece

← Back

Passenger Locator Form (PLF) – Please fill this form in English

Travel Companions – Family

1.

ADD FAMILY MEMBER

UKOLIKO PUTUJETE SA PORODICOM, KLIKNUTI NA OVO DUGME I UNETI PODATKE OSOBA SA KOJIM PUTUJETE

2.

Continue

UKOLIKO PUTUJETE SAMI, KLIKNITE NA "CONTINUE"

Potrebno je dostaviti podatke za svakog člana porodice koji putuje sa vama. Kliknite dovoljan broj puta na dugme "add family member" kako biste uneli podatke za svakog člana porodice.

[← Back](#)

Passenger Locator Form (PLF) – Please fill this form in English

Travel Companions – Family

DODATI SVAKOG ČLANA PORODICE KOJI PUTUJE, KLIKOM NA DUGME ISPOD

1. **ADD FAMILY MEMBER** AKO PUTUJETE SA PORODICOM, UNETI PODATKE SVIH ČLANOVA PORODICE

Last (family) name

2.

First (given) name

3.

Seat Number (Optional)

4.

Age

Enter your age

5.

6. **REMOVE FAMILY MEMBER 1**

Continue

Ako putujete sa osobom koja nije član Vaše porodice, dostavite podatke o saputniku klikom na dugme "add non-family travel companion". Kliknite dovoljan broj puta na ovo dugme tako da možete da unesete podatke za svakog od saputnika.

Kada sve ovo unesete, kliknite na dugme "submit" čime završavate unos podataka u PLF obrazac.

[← Back](#)

Passenger Locator Form (PLF) – Please fill this form in English

Travel Companions – Non-Family / Non-Same Household

OVDE DODATI SVE PODATKE SAPUTNIKA KOJI NISU ČLANOVI VAŠE PORODICE

Also include name of group (if any)

1. **ADD NON-FAMILY TRAVEL COMPANION** KLIKOM NA OVO DUGME DODAJETE PROSTOR ZA UNOS PODATAKA OSTALIH SAPUTNIKA KOJI NISU ČLANOVI VAŠE PORODICE

Last (family) name

2.

First (given) name

3.

Group (tour, team, business, other) (Optional)

4.

REMOVE NON-FAMILY TRAVEL COMPANION 1

5.

Nakon klika na dugme “submit”, dobićete potvrdu gde piše da ste uspešno popunili PLF obrazac. **Klikom na označeno dugme možete preuzeti prijavu sa QR kodom.** Dan pre ulaska u zemlju ćete mailom dobiti konačnu potvrdu sa QR kodom, ali u koliko ne dobijete, možete poneti i PLF obrazac koji ste dobili prilikom popunjavanja prijave, važno je da imate QR kod, koji ćete prezentovati na granici.

Thank you for completing the PLF.

KLIKOM NA LINK "HERE" MOŽE SE PREGLEDATI I PREUZETI POTVRDA SA QR KODOM

You may view the submitted PLF document by clicking [here](#). Please save this URL in your bookmarks.

Save your PLF document in the Visit Greece app



We are looking forward to your arrival in Greece!

Until then, please note the following:

- We emailed you a confirmation of your submission, including the unique URL of your PLF document.
- You will receive the PLF document with the QR code one day before your scheduled arrival in Greece.
- You will be notified again via email and the URL will be automatically updated.
- The PLF document is only valid with the QR code. Please carry the PLF document with you when entering Greece, either electronically or in print, in order to be permitted entry.

[Fill in the form for another person.](#)

[Go back to the home page.](#)

Potvrda o popunjenom PLF obrascu izgleda ovako (vidi sliku ispod). **Potvrdu je potrebno nositi sa sobom i prezentovati na granici.**

KLIKOM NA OVAJ LINK PREUZIMA SE PRIJAVA U PDF FORMATU.

[Download in PDF format](#)

You are required to carry a certificate of a negative PCR test result to be allowed by the border authorities to enter the country. The certificates should be in English and bear the name and passport/national ID number of the traveler. You may be retested upon arrival at your point of entry in Greece

Personal Information

Last (family) name - Middle Initial - First (given) name

██████████

Sex / Age

██████████

Mobile Phone Number

██████████

Business Phone Number

Home Phone Number

Other Phone Number

Email Address

██████████

Passport

██████████



Unique Code

9739141491

Date Submitted

2021-04-20

Transportation Information: Bus Information

Plate Number

██████████

Carrier

██████████

Seat Number

Date of travel / entrance in the country

██████████

Point of entry in the country

Promachonas (Bulgaria)

Permanent Address

Country

Serbia

State / Province

City

Nis

Street (Name, Number, ZIP)

██████████

Apartment Number / Cabin Number

Previously Visited Country

Temporary Address

Poštanski brojevi mesta u Grčkoj:

Kasandra:

Polychrono – 63085

Hanioti – 63085

Pefkochori – 63085

Sitonija:

Sarti - 63072

Neos Marmaras – 63081

Pieria:

Paralia – 60150

Olympic Beach - 60150

Nei Pori – 60065

Leptokarya – 60063

Strimonikos:

Asprovaltas – 57021

Stavros – 57014

Nea Vrasna – 57021

Thasos:

Potos: 64002